

1. Logujemy się do strony : <https://vpn1.intercity.pl>,
 - a. Wpisujemy login i hasło domenowe
 - b. Lub pobieramy program ze strony, <http://infovpn.intercity.pl/Global-Protect/>
2. Pobieramy "[Download Windows 64 bit GlobalProtect agent](#)"



GlobalProtect Portal

[Download Windows 32 bit GlobalProtect agent](#)

[Download Windows 64 bit GlobalProtect agent](#)


[Download Mac 32/64 bit GlobalProtect agent](#)

Windows 32 bit OS needs to download and install Windows 32 bit GlobalProtect agent.

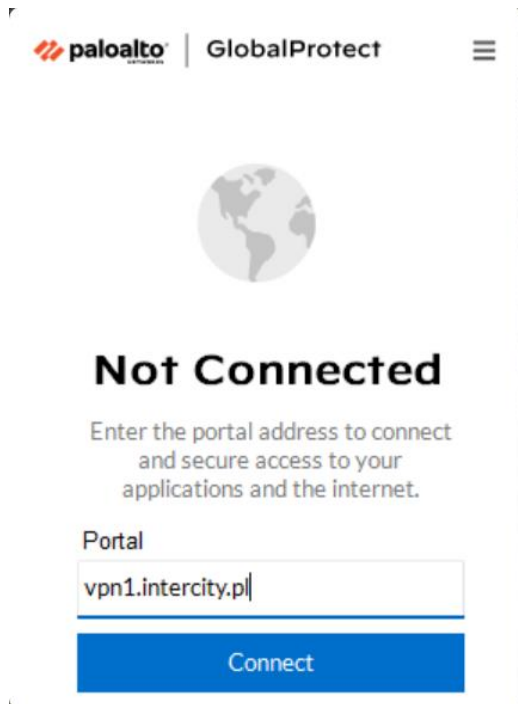
Windows 64 bit OS needs to download and install Windows 64 bit GlobalProtect agent.

Mac OS needs to download and install Mac 32/64 bit GlobalProtect agent.

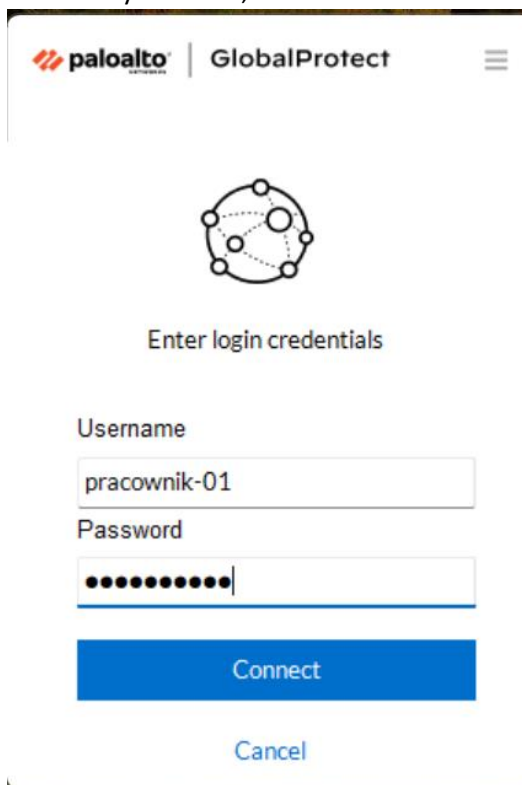
3. Instalujemy,
4. Uruchamiamy program Global Protect,



5. naciskamy [Get Started](#)



- 6.
7. Wpisujemy adres portalu : **vpn1.intercity.pl**,
8. Naciskamy **Connect**,



- 9.
10. Wpisujemy login i hasło domenowe.



Connected

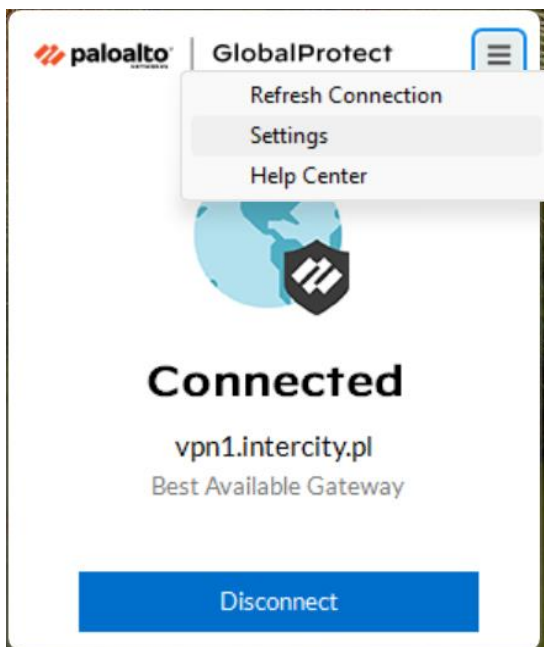
vpn1.intercity.pl
Best Available Gateway

Disconnect

11.

Sukces, połączono !!!

12. Opcja **Settings** pokazuje stan połączenia:



Settings
✕

GlobalProtect

- Connections
- Troubleshooting
- Notifications
- Host Information Profile
- About

[➔ Sign Out](#)

Status

Connected

vpn1.intercity.pl

Best Available Gateway

🕒 Login Lifetime

8 hours remaining

Manage Portals

✓
vpn1.intercity.pl

+ ✎ 🗑

Connection Statistics

Assigned IP Address(es)	Session Uptime	Protocol
IPv4 10.195.143.6	00:02:26	IPSec
IPv6		
Gateway IP Address	Bytes In	Bytes Out
217.153.126.100	3350756	573706
Gateway Location	Packets In	Packets Out
	3090	1489